

<http://www.ads.uga.edu/extension/newsletters.html>



GEORGIA DAIRYFAX

OCTOBER NOVEMBER DECEMBER 2015

Dear Dairy Producers:

The enclosed information was prepared by the University of Georgia Animal and Dairy Science faculty in Dairy Extension, Research & Teaching. We trust this information will be helpful to dairy farmers and dairy related businesses for continued improvement of the Georgia Dairy Industry.

INSIDE THIS ISSUE: October, November, and December 2015

A Chance to say Goodbye By: Dr. William Graves	Page 2
New DRMS Report By: Dr. William Graves	Page 3
Dry cow therapy and teat seal help manage mastitis in heifers By: Dr. Steve C. Nickerson, Amy Harding, Felicia Kautz & Lane Ely	Page 4 - 6
Three Day ABS AI Management School Registration Information By: Jimbo Crumley	Page 7 - 8
Should I continue to plant sorghum or switch to a different forage? By: Dr. John K. Bernard	Page 9 - 10
19th Annual UGA Commercial Dairy Heifer Show Registration By: UGA Dairy Science Club Chairs Meri Franks & Brooke Helton	Page 11 - 14
Review This Year to Improve Next Year By: Dr. Lane O. Ely	Page 15
Important Dates	Page 16
Top 20 DHIA Herds by Test Day Milk and Fat Production for September, October and November 2015 & Low Herds for SCC Score	Page 17 - 25

Sincerely,



William M. Graves
Professor & Extension Dairy Scientist

County Extension Director or County Agent



For the past nine years I have served as Editor of the CAES ADS Georgia Dairyfax Newsletter. I appreciate all your interest and input during this period. My 15 years at UGA is coming to an end. I hope to still be involved in dairy education and will always appreciate good cows and dairy families. I would like to thank all those that contributed to and help put together this newsletter. At times, the traditional format would get very lengthy. I especially want to thank Valerie Christopher for her invaluable help providing this information to you in a timely and professional manner. Dr. Sha Tao in Tifton has agreed to accept the responsibility of serving as the next GA DairyFax Editor. I am sure that his efforts will continue to provide you useful information in dairy management as well as updates from our activities at UGA.

Thank you again. Wm. Graves

NEW REPORT FROM DRMS

By: Dr. W. M. Graves

Just announced at World Dairy Expo, DRMS wins a third Innovation Award from Dairy Herd Management for the Heifer Genetics Monitor report. The Monitor helps determine the genetic value of both current heifers and heifers expected to be born soon. Two lists help with: 1) culling and breeding decisions for current heifers and 2) preparing for the offspring of pregnant heifers and cows. Both lists provide a Projected Heifer Cow Rank based on either the heifer's parent average for Merit\$ or her own genomic Merit\$.

for more information see:

<http://www.drms.org/pdf/reports/429-InfoSheet-0615.pdf>



HAPPY HOLIDAYS to our Georgia Dairy
Farm Families!!!!

Dry cow therapy and teat seal help manage mastitis in heifers

Steve Nickerson, Amy Harding, Felicia Kautz, and Lane Ely

Bred heifers represent the future milking stock in all dairy operations, and it is critical that udder health be maximized to ensure that these young animals freshen free of mastitis. During a heifer's first gestation, udder infections compromise the development of milk-producing tissues. In the case of *Staphylococcus aureus* mastitis, milk yield is reduced 10% over the first lactation, and milk quality is lowered due to an increase in the SCC. In the worst case, mammary tissue is replaced with scar tissue, causing the heifer to calve with a blind quarter.

Udder health program for heifers

Research has shown that greater than 90% of breeding age and bred heifers can have mastitis caused by the coagulase-negative staphylococci (CNS) and *S. aureus*, and up to 30% is caused by *S. aureus* alone! So, an udder health care program should be in place to eliminate existing cases of mastitis and prevent new ones so that heifers calve free of mastitis with low SCC.

Use of dry cow antibiotic infusion products during mid-gestation in heifers has been successful in curing existing infections that develop in the immature mammary gland and in preventing new ones that occur in late gestation. This practice is off-label so requires a valid veterinarian-client patient relationship. Likewise, infusion of internal teat sealant barriers have been shown to prevent new infections at calving when applied approximately 1 mo prior to freshening. When used together, the combination of dry cow therapy plus teat seal may be even more effective than either alone in controlling mastitis in these young dairy animals.

Product evaluation

To test this, all 4 quarters of each of 38 bred Holstein heifers at the UGA Teaching Dairy were treated randomly 30 to 60 days prepartum as follows: 1) untreated control; 2) dry cow therapy; 3) teat seal; or 4) dry cow therapy + teat seal. When heifers calved, milk samples were collected from each quarter to monitor its infection status using microbial culture, and SCC were performed in order to determine if the various treatments were successful in curing or preventing mastitis.

Culture results demonstrated that compared to untreated control quarters, which demonstrated a cure rate of 58.3%, treatment with dry cow therapy or dry cow therapy plus teat seal both resulted in a 100% cure rate ($P < 0.05$) in quarters infected prepartum with CNS or *S. aureus*; treatment with teat seal alone resulted in a 75% cure rate but the difference was not significantly higher than controls (Figure 1). Moreover, SCC at calving were lower ($P < 0.05$) in quarters treated with dry cow therapy (596,000/ml), teat seal (189,000/ml), or dry cow therapy plus teat seal (607,000/ml) compared with untreated control quarters (1,488,000/ml) (Figure 2). So, in addition to their effectiveness in curing infections diagnosed during pregnancy, treatment with any of the products used also lowered the SCC at calving.

Figure 1.

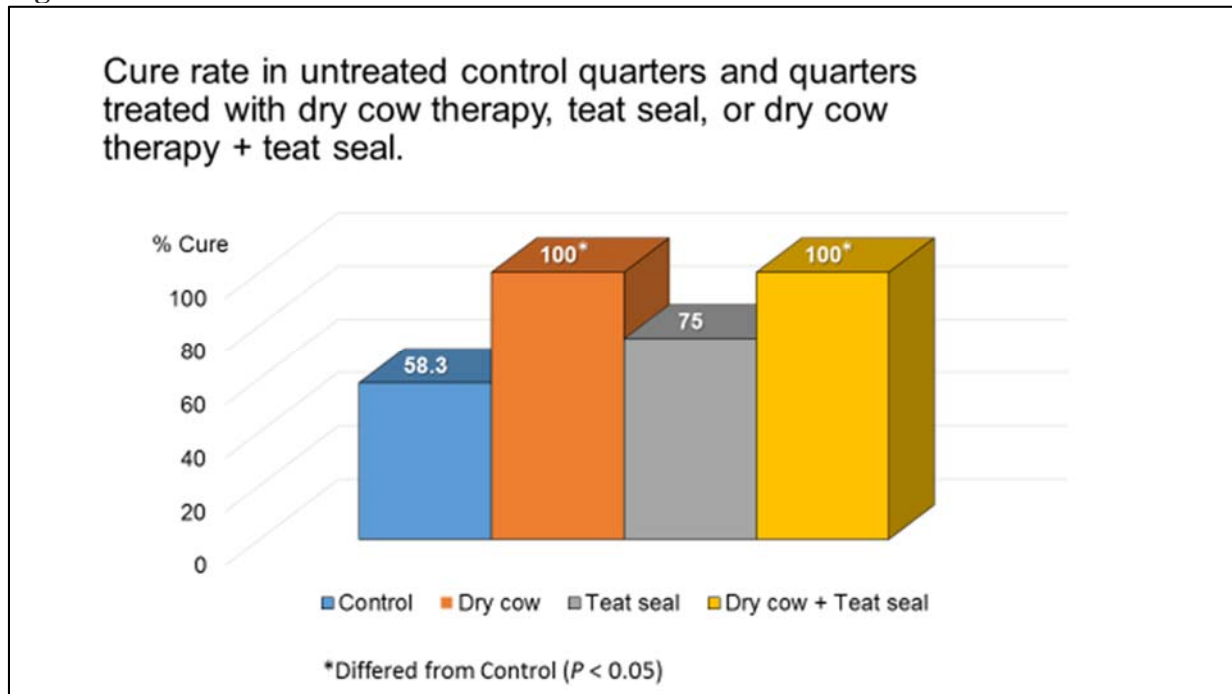
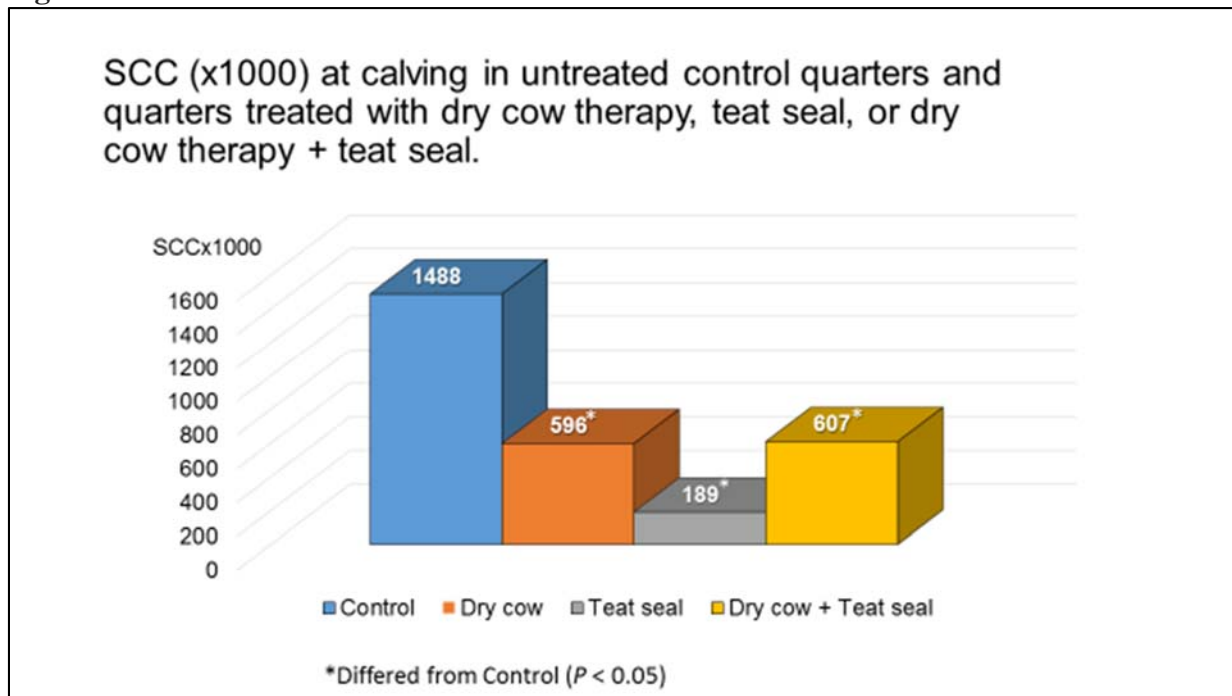
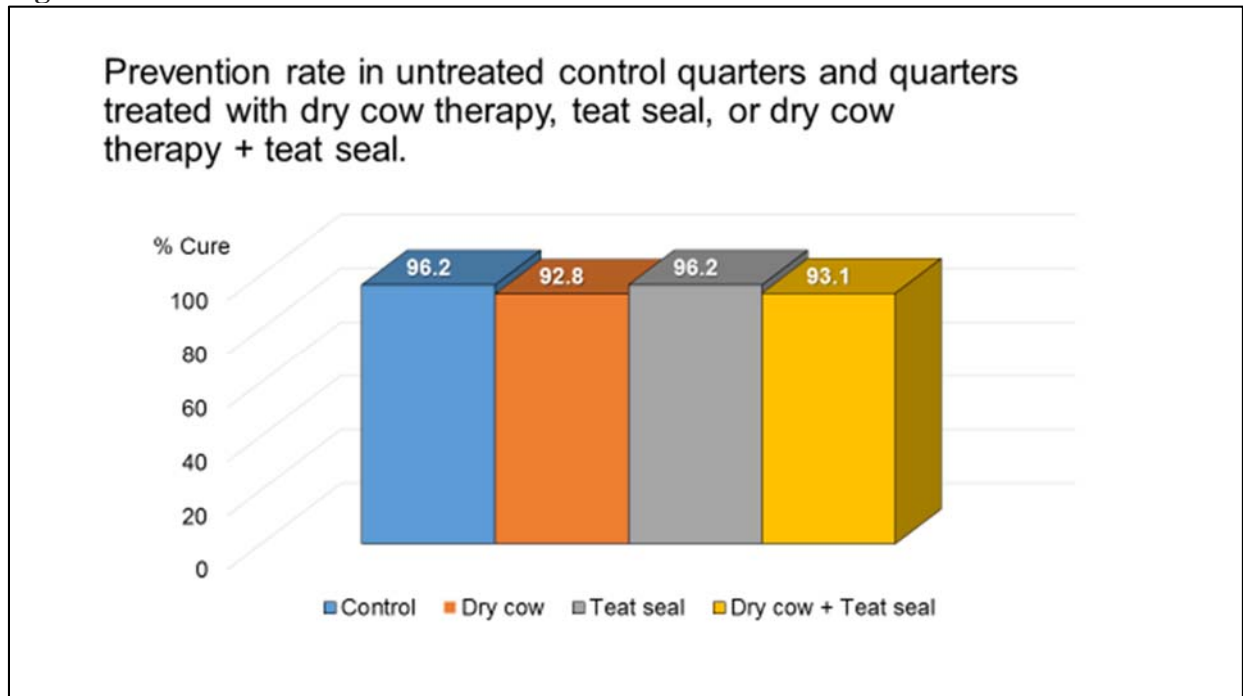


Figure 2.



Although it was believed that treatment of quarters with dry cow therapy, teat seal, or the combination would help to prevent new infections at calving, no differences were observed compared with untreated controls. In reality, all 4 treatments ranged from 92.8% to 96.2% effective in preventing mastitis (Figure 3). This suggests that if quarters are known to be uninfected prior to calving, leaving them untreated is as effective as treatment with dry cow therapy, teat seal, or the combination of the two. In fact, SCC values were similar across all 4 treatments shortly after calving.

Figure 3.



Blanket treatment: Best option

It must be kept in mind, however, that the majority of bred heifers will most likely have at least 1 quarter infected with CNS or *S. aureus*, and treatment with dry cow therapy is very effective in curing these infections. So, if first-calf heifers are freshening with elevated SCC or if mastitis is diagnosed at this time, dairymen should develop an udder health plan in conjunction with their herd veterinarian to administer dry cow therapy to all bred animals during gestation, but no later than 30 days precalving to prevent residues. The added benefit of teat seal is that previous research has shown it to be effective in preventing new infections caused by the environmental pathogens, such as *E. coli* and *Strep. uberis*, that invade the teat canal of heifers just prior to calving.

Remember - your bred heifers are your future milk producers. Don't ignore this age group where udder health is concerned. A heifer with staph mastitis will yield 10% less milk than an uninfected herd mate over her first lactation; that's the difference between a 19,800-pound and a 22,000-pound producer!

THREE DAYS OF CLASSROOM AND HANDS-ON BREEDING FOCUSING ON THE MOST UP-TO-DATE CATTLE ARTIFICIAL INSEMINATION METHODS

**NE GA Livestock Auction
Athens Georgia**

Dates: January 16-18, 2016

Time: 8:30 AM - 4:30 PM

**Classroom Work: NE GA Livestock Cafeteria
1200 Winterville Rd
Athens, GA 30605**

Cow Practice: NE GA Livestock Pens - Athens, GA

The ABS Global AI Management School offers students the opportunity to learn AI techniques and herd management under skilled supervision. The curriculum includes Anatomy and Reproduction; Reproduction and Fertility; Heat Detection; Nutrition; Principles of Genetics and Sire Selection; Herd Management Success; Proper Semen Placement; and Insemination Practice. Also, Synchronization of Beef Cattle and Planned Breeding of Dairy Heifers will be introduced. This is a comprehensive course consisting of 24 hours of instruction: 14 hours in the classroom and 10 hours in lab working with cattle.

REGISTRATION FEE: \$400. This covers the cost of supplies and practice cows used at the school. This program is limited to 15 students in order to insure as much one-to-one help during practice as possible. Therefore, registrations will be accepted on a first-come, first-serve basis.

Complete this form and return it with a check for the appropriate amount payable to:

**Jimbo Crumley [\(678\) 409-3572](tel:6784093572)
PO Box 124
Bostwick, GA 30623**

Special note: Due to current cattle prices and limited availability of cows, all forms and fees must be received by Jimbo Crumley by January 4, 2016.

**PLEASE ENROLL ME FOR THE ABS AI MANAGEMENT SCHOOL
Athens, GA * January 16-18, 2016**

NAME _____

ADDRESS _____

CITY _____ STATE _____ ZIP _____

TELEPHONE
NUMBER _____

EMAIL
ADDRESS _____

For those younger than 21 as of January 16, 2016:

AGE _____ DATE OF
BIRTH _____

Additional Note - You will need a change of clothes and a pair of rubber boots for the cow practice sessions. In addition, please bring a note pad and pencil for lecture sessions.

**ALL FORMS AND FEES DUE TO JIMBO CRUMLEY BY
JANUARY 4, 2016!**

**Jimbo Crumley
PO Box 124
Bostwick, GA 30623
Phone: [678-409-3572](tel:678-409-3572)**

Should I continue to plant sorghum or switch to a different forage?

John K. Bernard
Dairy Research and Extension
UGA Tifton Campus

With the arrival of the sugar cane aphid and the damage it can do to sorghum, many producers are questioning whether they should switch to other forages. For producers with irrigation, there are several options. However, without irrigation producers should evaluate all options before making a final decision. Whatever forage system is selected, it must minimize the risk of failure should drought conditions develop and provide quality forage to support an acceptable level of milk production to cover cost of production plus a return on investment.

Seed companies are evaluating to tolerance of forage sorghum, grain sorghum, and sorghum-sudan varieties to sugar cane aphids. As expected, some varieties exhibit greater tolerance to the sugar cane aphid than others and the companies are working to develop hybrids with greater tolerance. Preliminary data on tolerance to sugar cane aphids should be available from each seed company. Using seed treated with insecticide at planting provides additional protection during the early growth stage. One alternative to spraying is to adopt use a multi-harvest system in which the forage is harvested at the first signs of sugar cane aphid infestation.

Another approach is to switch to a different forage that is not susceptible to sugar cane aphids. Millet is one alternative to consider for dry land operations. Millet can provide high quality forage, especially the BMR varieties that have higher fiber digestibility and energy concentrations. Yield can be similar to that of forage sorghum, but requires multiple cutting during the growing season. Limited research is available on the newer varieties of millet, but the available data suggest that millet can support similar milk yield as corn silage when diets are formulated to account for fiber difference.

Some producers are looking at tropical corn to replace forage sorghum. These varieties are more drought tolerant than temperate corn, but will not perform as well as sorghum under drought conditions. Tropical corn silage and non-BMR forage sorghum will support similar milk production, but both are lower than either temperate corn silage or BMR forage sorghum. Most seed companies have varieties that are primarily tropical or have tropical genetics in them. The advantages of tropical corn genetics is the resistance to disease that they provide although grain yields are typically lower than temperate varieties.

Another option to consider is to adopt a grass based system. Winter annual grass based systems can produce high quality forage that can support very good milk production. Since yields are typically lower per acre, the cost per ton is higher. Improved varieties of

bermudagrass can produce high quality forage when harvested every 4 weeks, but the diets will require higher levels of concentrate supplementation to provide similar energy concentrations as diets based on corn silage. With bermudagrass, there are concerns with army worms to consider, but once they are established they should last for several years when properly managed.

Another alternative is to purchase higher quality forage from farmers who have irrigation. This is easier to accomplish in some areas than others. This approach will increase purchased feed cost, but may reduce forage production cost (especially in a drought year).

Several potential approaches exist for producers desiring to minimize their risk (and aggravation) from sugar cane aphids. The correct choice will vary from producer to producer depending on availability of irrigation, drought risk, and other considerations. Now is the time to evaluate the choices and make plans for the coming year.

19th ANNUAL UGA COMMERCIAL DAIRY HEIFER SHOW

Meri Franks & Brooke Helton, Dairy Science Club Show Chairs

***JUDGES: Amanda Lutz, Chester, SC and
Tammie Dorn, Newberry, SC***

Show Schedule

Friday, February 5, 2016

3:00-5:00 PM Weigh-in at UGA Livestock Arena on South Milledge in Athens, GA.

6:00 PM- Youth Dairy Judging Contest (4H & FFA Youth) SEE PAGE 4.

Saturday, February 6, 2016

8:30 AM Exhibitor Meeting

9:00 AM Judging will begin with two rings of Showmanship classes.

Showmanship rotations will be posted across from the rest rooms on Friday afternoon. Weight classes will follow Little Dawgs & Showmanship. Little Dawgs will show between showmanship and weight classes. Show entry form on PAGE 3.

NOTE - HEIFERS WILL BE TIED TO RINGS AND CABLES! Two calves per ring will be assigned.

T-SHIRT DESIGN CONTEST

The design should be drawn using a heavy marker on standard 8 ½" x 11" plain white sheet of paper, postmarked by January 15, 2016, and sent to Dr. Jillian Bohlen, Rhodes Center for ADS, 425 River Road, The University of Georgia, Athens, GA 30602-2771.

This design must include:

1. The name of the show "19th Annual UGA Commercial Dairy Heifer Show"
2. The date of the show "February 6, 2016"
3. Limit of one or two colors and a color tee-shirt (ex. white, black, and red)
4. Include name and address on the design.

The winning design selected by the Dairy Science Club will receive a \$50 award.

LITTLE DAWGS SHOWMANSHIP

A special showmanship class will be held for children that are not yet old enough to exhibit between the completion of showmanship classes and weight classes. Sign up will be posted by the concession stand the morning of the show.

RULES AND REGULATIONS

Requirements are based on the State Junior Commercial Dairy Heifer Show Rules and Regulations for the current year.

1. Dairy Heifers must be in possession by the exhibitor on or before November 15, 2015.
2. Heifers must be tagged with an official state ear tag on or before November 15, 2015 as stipulated by State Commercial Heifer Rules and Regulations.
3. **ALL ENTRIES MUST BE POSTMARKED AND MAILED WITH ENTRY FEE (\$12.00 PER HEAD) BY JANUARY 15, 2016.** Make check payable to the UGA Dairy Science Club and mail to Dr. William Graves, Rhodes Center for ADS, 425 River Road, The University of Georgia, Athens, GA 30602-2771. **Late entries received after the deadline will be charged \$16.**
4. All animals that are shown must have a current Health Paper by a certified veterinarian.
5. Agent or Teacher, exhibitor AND parent must sign the entry form.
6. An exhibitor can enter no more than three (3) head.
7. Heifers shall meet ALL requirements for the State show to be eligible.
8. Heifers will be sorted into classes by weight and judged accordingly.
9. Showmanship classes will be based on grade in school of exhibitor
10. An exhibitor will not be permitted to enter the show ring with another student's calf unless it belongs to an exhibitor with two entries in the same weight class OR two entries showing in weight classes in separate rings at the same time. Exhibitors must show their own animal in showmanship.
11. STRAW IS NOT ALLOWED IN THE CATTLE BARN. Shavings will be provided.
12. Exhibitors should rake all hay, feed, and waste into the center aisle at the end of the show, retaining as much of the clean shavings as possible.
13. An exhibitor will not be permitted to enter the show ring with another student's calf unless it belongs to an exhibitor with two entries in the same weight class OR two entries showing in weight classes in separate rings at the same time. Exhibitors must show their own animal in showmanship.
14. Exhibitors must make their animals available to be used in the judging contest Friday night.

UGA COMMERCIAL DAIRY HEIFER SHOW
February 5-6, 2016
Athens, Georgia
UGA Livestock Instructional Arena

NAME _____

GRADE IN SCHOOL _____ EXHIBITOR'S AGE _____

(PLEASE PRINT) CIRCLE TEE-SHIRT SIZE: Youth S M L or Adult S M L XL XXL
 Note: one tee-shirt is provided per exhibitor and size must be indicated.

EXHIBITOR'S ADDRESS _____

 (Route #, Box #, P.O. Box # and/or Street Address) (City) (Zip)

County or Chapter _____

ORGANIZATION: 4-H () FFA ()

Enter heifer information in the table below:

Tag #	Birth date of Heifer	Description (Breed, color, markings, etc.)
_____	_____	_____
_____	_____	_____
_____	_____	_____

All Rules and Regulations for the State Junior Commercial Dairy Heifer Show apply. All heifers must be individually tagged by November 15, 2015. See Georgia 4-H and FFA State Livestock Show Rules and Regulations for complete details.

I, we, do hereby certify that the above will maintain continuous full ownership, possession and provide daily care for the heifers from the time of entry until show day.

Signature of Exhibitor _____

Signature of Parent _____

 Signature of County Agent or Vo-Ag Teacher Phone e-mail
 \$12.00 entry fee, **per heifer**, must accompany this entry FORM. Make check payable to UGA Dairy Science Club **(DO NOT SEND CASH)** mail by **January 15, 2016** to: Dr. William Graves, Rhodes Center for ADS, 425 River Road, The University of Georgia, Athens, GA 30602-2771. **Late entries are \$16 per head.** Entry fees are non-refundable. See cover letter/flyer for information regarding Tee-Shirt Design Contest and the Little Dawgs class.

UGA DAIRY SCIENCE CLUB JUDGING CONTEST

A dairy judging contest for 4-H & FFA members will be held at 6:00 PM Friday, February 5, 2016. Five classes will be judged, the final class will represent the four class winners (Only placings-NO REASONS!). Prizes will be awarded at the exhibitor meeting on Saturday morning.

NAME _____

GRADE IN SCHOOL _____ EXHIBITOR'S AGE _____

EXHIBITOR'S ADDRESS _____

(Route #, Box #, P.O. Box # and/or Street Address) (City) (Zip)

County or Chapter _____

ORGANIZATION: 4-H () FFA ()

Send with \$5 to: Dr. William Graves, Rhodes Center for ADS, 425 River Road, The University of Georgia, Athens, GA 30602-2771.

Review This Year to Improve Next Year

By

Dr. Lane O. Ely
Professor Emeritus

Animal and Dairy Science

2015 has been an average year. The dairy industry has seen lower feed prices than the year before, milk prices have dropped by 30% from January to December, drought affected some areas during growing season and too much water destroyed crops in other areas. Cash flow continues to be a problem that should be at the front of management tasks.

This is a time of year many set resolutions for the new year but it is also the time that the past year should be reviewed to see what worked or what could be improved.

Some things that can be done to help improve 2016:

- 1- Use your resources wisely.
If one has adequate supply of forage for the herd then rations should maximize their use. Know the quality of your forage with forage tests. Use your higher quality forages with cows in the first half of lactation. These cows can respond to higher digestible forages and you will not have to supply (buy) as many nutrients in your grain mix. Use lower quality forages for dry cows and late lactation cows as their nutrient requirements are lower and they can consume a larger amount of forage.
- 2- Balance rations and feed for production.
One of the biggest mistakes that producers make is feeding for 80 pounds of milk but only getting 60 pounds of milk. This is not only inefficient but contributes to a poor cash flow. Monitor cow's milk production and feed for their production. Do not underfeed your best milk producers but also do not over feed your poor producers. A couple of years ago, the idea was promoted to feed only one ration to your whole herd. It would save labor and cows would respond. Evaluate this to make sure it is cost efficient.
- 3- Milk cow that contribute.
What is your break-even milk production? It is probably higher than you realize, with cull cow prices where they are today, low producing cows that are not covering their feed cost need to be sold or dried off if they are close to calving. An extra 30 days in the dry lot may be cheaper than 30 days on the lactating ration.
- 4- Harvest nutrients in your forage.
Harvesting wheat silage at 12% crude protein instead of 9% does not change cost much but it will significantly decrease the cost of feeds to need to supplement your forage.
- 5- Spend money to help you to make money.
In tight economic times, people often quit paying for testing and records by either dropping programs or not having people record data. An old saying, "If you can't measure it, you can't manage it," could also be "If you don't measure it, you can't manage it."

Hopefully 2016 will be better than 2015.

Important Dates

2016

January 16-18, 2016

**ABS Global AI Management School
NE GA Livestock Auction Barn
Athens, Ga**

January 18-20, 2016

**Georgia Dairy Conference & Trade Show
Savannah Riverfront Marriott – Savannah, Ga**

February 5th & 6th, 2016

**19th Annual UGA Commercial Dairy Heifer Show
Held at the UGA Instructional Livestock Arena
2600 S. Milledge Ave. Athens, Ga 30605**

February 15th & 16th, 2016

**State Commercial Dairy Heifer Show
Georgia National Fairgrounds
Perry, Ga**

Top GA DHIA By Test Day Milk Production – September 2015										
				<u>Test Day Average</u>				<u>Yearly Average</u>		
<u>Herd</u>	<u>County</u>	<u>Br.</u>	<u>¹Cows</u>	<u>% Days in Milk</u>	<u>Milk</u>	<u>% Fat</u>	<u>TD Fat</u>	<u>Milk</u>	<u>Lbs. Fat</u>	
RODGERS' HILLCREST FARMS INC.*	McDuffie	H	430	88	92	3.3	2.69	31660	1061	
DAVE CLARK*	Morgan	H	1143	88	91.3	3.6	2.73	29461	1061	
EBERLY FAMILY FARM*	Burke	H	697	88	84.3	3.8	2.78	23870	899	
J.EVERETT WILLIAMS*	Morgan	X	1831	88	83.2	4.1	2.9	27479	1089	
DOUG CHAMBERS	Jones	H	423	88	80.3	3.3	2.22	25061	886	
DANNY BELL*	Morgan	H	295	90	80.1	3.5	2.56	26095	996	
SCOTT GLOVER	White	H	218	93	80	3.8	2.8	26764	939	
A & J DAIRY*	Wilkes	H	396	88	78.5			26467		
PHIL HARVEY #2*	Putnam	H	1215	87	77.7	3.3	2.22	25441	751	
D & T DAIRY	Wilkes	H	47	87	75.1			28084		
R & D DAIRY*	Laurens	H	274	92	73.2	4	2.58	26684	992	
MARTY SMITH DAIRY*	Wilkes	H	335	87	72.5	3.7	2.12	25119	819	
B&S DAIRY*	Wilcox	H	772	88	72	3.4	2.12	23932	844	
AMERICAN DAIRYCO-GEORGIA,LLC.*	Mitchell	H	4054	90	71.7	3.7	2.31	23236	869	
COASTAL PLAIN EXP STATION*	Tift	H	291	90	71	3.6	2.26	25300	906	
TROY YODER	Macon	H	182	86	70.7	3.7	2	22636	889	
BUD BUTCHER*	Coweta	H	326	90	69.9	2.9	1.7	22602	675	
LARRY MOODY	Warren	H	1013	87	69.9			21677		
IRVIN R YODER	Macon	H	151	88	69.7	3.6	1.99	23853	883	
HORST CREST FARMS	Burke	H	176	86	67.1	3.8	2.06	20589	772	

1Minimum herd or permanent string size of 20 cows. Yearly average calculated after 365 days on test. (Mo.) column indicates month of test. Test day milk, marked with an asterisk (*), indicates herd was milked three times per day (3X). Information in this table is compiled from Dairy Records Management Systems Reports (Raleigh, NC).

Top GA DHIA By Test Day Fat Production – September 2015

<u>Herd</u>	<u>County</u>	<u>Br.</u>	<u>¹Cow s</u>	<u>Test Day Average % Days in Milk</u>	<u>Milk</u>	<u>% Fat</u>	<u>TD Fat</u>	<u>Yearly Average Milk</u>	<u>Lbs. Fat</u>
J.EVERETT WILLIAMS*	Morgan	X	1831	88	83.2	4.1	2.9	27479	1089
SCOTT GLOVER	White	H	218	93	80	3.8	2.8	26764	939
EBERLY FAMILY FARM*	Burke	H	697	88	84.3	3.8	2.78	23870	899
DAVE CLARK*	Morgan	H	1143	88	91.3	3.6	2.73	29461	1061
RODGERS' HILLCREST FARMS INC.*	McDuffie	H	430	88	92	3.3	2.69	31660	1061
R & D DAIRY*	Laurens	H	274	92	73.2	4	2.58	26684	992
DANNY BELL*	Morgan	H	295	90	80.1	3.5	2.56	26095	996
AMERICAN DAIRYCO- GEORGIA,LLC.*	Miller	H	4054	90	71.7	3.7	2.31	23236	869
COASTAL PLAIN EXP STATION*	Tift	H	291	90	71	3.6	2.26	25300	906
PHIL HARVEY #2*	Putnam	H	1215	87	77.7	3.3	2.22	25441	751
DOUG CHAMBERS	Jones	H	423	88	80.3	3.3	2.22	25061	886
MARTY SMITH DAIRY*	Wilkes	H	335	87	72.5	3.7	2.12	25119	819
B&S DAIRY*	Wilcox	H	772	88	72	3.4	2.12	23932	844
CHAD DAVIS	Putnam	H	319	90	64.2	3.6	2.08	22653	785
MARTIN DAIRY L. L. P.	Hart	H	320	90	61.3	3.8	2.06	24149	874
HORST CREST FARMS	Burke	H	176	86	67.1	3.8	2.06	20589	772
SOUTHERN SANDS FARM	Burke	H	54		55.4	3.7	2.01		
TROY YODER	Macon	H	182	86	70.7	3.7	2	22636	889
IRVIN R YODER	Macon	H	151	88	69.7	3.6	1.99	23853	883
WILLIAMS DAIRY	Taliaferro	H	143	90	65.9	3.9	1.99	23251	842

1Minimum herd or permanent string size of 20 cows. Yearly average calculated after 365 days on test. (Mo.) column indicates month of test. Test day milk, marked with an asterisk (*), indicates herd was milked three times per day (3X). Information in this table is compiled from Dairy Records Management Systems Reports (Raleigh, NC).

Top GA DHIA By Test Day Milk Production – October 2015										
					<u>Test Day Average</u>				<u>Yearly Average</u>	
<u>Herd</u>	<u>County</u>	<u>Br.</u>	<u>Test date</u>	<u>¹Cows</u>	<u>% Days in Milk</u>	<u>Milk</u>	<u>% Fat</u>	<u>TD Fat</u>	<u>Milk</u>	<u>Lbs. Fat</u>
RODGERS' HILLCREST FARMS INC.	Lumpkin/McDuffie	H	10/19/2015	429	88	93.7	3.2	2.64	31476	1054
DAVE CLARK	Morgan	H	9/28/2015	1171	88	91.9	3.5	2.73	29645	1069
EBERLY FAMILY FARM	Burke/Butts	H	10/26/2015	699	87	88	3.6	2.52	24713	928
J.EVERETT WILLIAMS	Morgan	X	10/5/2015	1861	88	82.1	3.7	2.58	27400	1088
DOUG CHAMBERS	Jones	H	9/24/2015	423	88	80.3	3.3	2.22	25061	886
SCOTT GLOVER	Wheeler/White	H	10/15/2015	228	94	80.1	3.8	2.9	27173	958
DANNY BELL	Morgan	H	10/1/2015	283	90	79.7	3.8	2.73	26258	1000
A & J DAIRY	Wilkes	H	10/20/2015	404	88	78.2			26893	
PHIL HARVEY #2	Putnam	H	9/11/2015	1215	87	77.7	3.3	2.22	25441	751
B&S DAIRY	Whitfield/Wilcox	H	10/27/2015	758	88	77.5	3.8	2.52	24085	854
R & D DAIRY	Laurens/Lee	H	10/23/2015	280	92	77.2	4	2.54	26460	992
D & T DAIRY	Wilkes	H	9/8/2015	47	87	75.1			28084	
RAY WARD DAIRY	Putnam	H	10/19/2015	146	88	74	3.8	2.28	23178	895
MARTY SMITH DAIRY	Wilkes	H	9/24/2015	335	87	72.5	3.7	2.12	25119	819
COASTAL PLAIN EXP STATION	Tift	H	10/15/2015	280	90	72.4	3.9	2.47	25333	908
HORST CREST FARMS	Burke/Butts	H	10/24/2015	178	87	71.8	3.8	2.25	20890	787
AMERICAN DAIRYCO-GEORGIA,LLC.	Miller/Mitchell	H	10/7/2015	3887	89	71.6	4	2.44	23314	876
TROY YODER	McIntosh/Macon	H	8/31/2015	182	86	70.7	3.7	2	22636	889
IRVIN R YODER	McIntosh/Macon	H	10/14/2015	148	88	70.6	3.3	1.93	24022	884
LARRY MOODY	Ware/Warren	H	9/26/2015	1013	87	69.9	3.2	2.64	21677	1054

1Minimum herd or permanent string size of 20 cows. Yearly average calculated after 365 days on test. (Mo.) column indicates month of test. Test day milk, marked with an asterisk (*), indicates herd was milked three times per day (3X). Information in this table is compiled from Dairy Records Management Systems Reports (Raleigh, NC).

Top GA DHIA By Test Day Fat Production - October 2015										
					<u>Test Day Average</u>				<u>Yearly Average</u>	
<u>Herd</u>	<u>County</u>	<u>Br.</u>	<u>Test Date</u>	<u>¹Cows</u>	<u>% Days in Milk</u>	<u>Milk</u>	<u>% Fat</u>	<u>TD Fat</u>	<u>Milk</u>	<u>Lbs. Fat</u>
SCOTT GLOVER	Wheeler/White	H	10/15/2015	228	94	80.1	3.8	2.9	27173	958
DAVE CLARK*	Morgan	H	9/28/2015	1171	88	91.9	3.5	2.73	29645	1069
DANNY BELL*	Morgan	H	10/1/2015	283	90	79.7	3.8	2.73	26258	1000
RODGERS' HILLCREST FARMS INC.*	Lumpkin/McDuffie	H	10/19/2015	429	88	93.7	3.2	2.64	31476	1054
J.EVERETT WILLIAMS*	Morgan	X	10/5/2015	1861	88	82.1	3.7	2.58	27400	1088
R & D DAIRY*	Laurens/Lee	H	10/23/2015	280	92	77.2	4	2.54	26460	992
EBERLY FAMILY FARM*	Burke/Butts	H	10/26/2015	699	87	88	3.6	2.52	24713	928
B&S DAIRY*	Whitfield/Wilcox	H	10/27/2015	758	88	77.5	3.8	2.52	24085	854
COASTAL PLAIN EXP STATION*	Tift	H	10/15/2015	280	90	72.4	3.9	2.47	25333	908
AMERICAN DAIRYCO-GEORGIA,LLC.*	Miller/Mitchell	H	10/7/2015	3887	89	71.6	4	2.44	23314	876
RAY WARD DAIRY	Putnam	H	10/19/2015	146	88	74	3.8	2.28	23178	895
HORST CREST FARMS	Burke/Butts	H	10/24/2015	178	87	71.8	3.8	2.25	20890	787
WILLIAMS DAIRY	Taliaferro	H	10/8/2015	142	91	69.5	3.7	2.24	23302	845
PHIL HARVEY #2*	Putnam	H	9/11/2015	1215	87	77.7	3.3	2.22	25441	751
DOUG CHAMBERS	Jones	H	9/24/2015	423	88	80.3	3.3	2.22	25061	886
VISTA FARM	Jeff Davis/Jefferson	H	10/19/2015	99	89	65	3.8	2.16	23336	869
DAVID L MOSS	Morgan	H	10/28/2015	92	86	66.1	4	2.16	20505	808
MARTY SMITH DAIRY*	Wilkes	H	9/24/2015	335	87	72.5	3.7	2.12	25119	819
MARTIN DAIRY L. L. P.	Hart/Heard	H	10/16/2015	318	91	61.1	3.9	2.07	24065	876
FRANKS FARM	Burke/Butts	B	10/12/2015	145	88	63.2	3.9	2.03	16978	681
SCOTT GLOVER	Wheeler/White	H	10/15/2015	228	94	80.1	3.8	2.9	27173	958

1Minimum herd or permanent string size of 20 cows. Yearly average calculated after 365 days on test. (Mo.) column indicates month of test. Test day milk, marked with an asterisk (*), indicates herd was milked three times per day (3X). Information in this table is compiled from Dairy Records Management Systems Reports (Raleigh, NC).

Top GA DHIA By Test Day Milk Production – November 2015										
					<u>Test Day Average</u>					<u>Yearly Average</u>
<u>Herd</u>	<u>County</u>	<u>Br.</u>	<u>Test Date</u>	<u>¹Cow s</u>	<u>% Days in Milk</u>	<u>Milk</u>	<u>% Fat</u>	<u>TD Fat</u>	<u>Milk</u>	<u>Lbs. Fat</u>
RODGERS' HILLCREST FARMS INC.*	Lumpkin/McDuffie	H	11/23/2015	432	88	96.1	3.6	3	31348	1051
DAVE CLARK*	Morgan	H	11/2/2015	1193	88	92.5	3.7	2.93	29806	1077
EBERLY FAMILY FARM*	Burke/Butts	H	10/26/2015	699	87	88	3.6	2.52	24713	928
D & T DAIRY	Wilkes	H	11/4/2015	49	89	84.7			28259	
SCOTT GLOVER*	Wheeler/White	H	11/13/2015	223	94	83.8	3.8	2.85	27365	967
PHIL HARVEY #2*	Putnam	H	11/13/2015	1291	88	81.1	3.2	2.45	25743	771
J.EVERETT WILLIAMS*	Morgan	X	11/9/2015	1799	88	80.7	3.9	2.79	27136	1074
DOUG CHAMBERS	Jones	H	10/29/2015	441	88	79.6	3.4	2.35	25202	887
A & J DAIRY*	Wilkes	H	10/20/2015	404	88	78.2			26893	
B&S DAIRY*	Whitfield/Wilcox	H	10/27/2015	758	88	77.5	3.8	2.52	24085	854
R & D DAIRY*	Laurens/Lee	H	10/23/2015	280	92	77.2	4	2.54	26460	992
DANNY BELL*	Morgan	H	11/7/2015	273	90	75.9	3.8	2.58	26221	1000
RAY WARD DAIRY	Putnam	H	11/16/2015	150	88	75.9	3.6	2.13	23256	897
AMERICAN DAIRYCO-GEORGIA,LLC.*	Miller/Mitchell	H	11/4/2015	3930	89	74.8	3.8	2.4	23424	882
TROY YODER	McIntosh/Macon	H	10/29/2015	194	87	74.3	4	2.5	23121	906
LARRY MOODY	Ware/Warren	H	11/9/2015	1040	87	73			21972	
HORST CREST FARMS	Burke/Butts	H	10/24/2015	178	87	71.8	3.8	2.25	20890	787
VISTA FARM	Jeff Davis/Jefferson	H	11/21/2015	97	90	71.7	3.7	2.61	23628	877
IRVIN R YODER	McIntosh/Macon	H	10/14/2015	148	88	70.6	3.3	1.93	24022	884
COASTAL PLAIN EXP STATION*	Tift	H	11/14/2015	290	90	70.4	3.7	2.19	25225	903

1Minimum herd or permanent string size of 20 cows. Yearly average calculated after 365 days on test. (Mo.) column indicates month of test. Test day milk, marked with an asterisk (*), indicates herd was milked three times per day (3X). Information in this table is compiled from Dairy Records Management Systems Reports (Raleigh, NC).

Top GA DHIA By Test Day Fat Production – November 2015										
					<u>Test Day Average</u>					<u>Yearly Average</u>
<u>Herd</u>	<u>County</u>	<u>Br.</u>	<u>Test Date</u>	<u>¹Cows</u>	<u>% Days in Milk</u>	<u>Milk</u>	<u>% Fat</u>	<u>TD Fat</u>	<u>Milk</u>	<u>Lbs. Fat</u>
RODGERS' HILLCREST FARMS INC.*	Lumpkin/McDuffie	H	11/23/2015	432	88	96.1	3.6	3	31348	1051
DAVE CLARK*	Morgan	H	11/2/2015	1193	88	92.5	3.7	2.93	29806	1077
SCOTT GLOVER*	Wheeler/White	H	11/13/2015	223	94	83.8	3.8	2.85	27365	967
J.EVERETT WILLIAMS*	Morgan	X	11/9/2015	1799	88	80.7	3.9	2.79	27136	1074
VISTA FARM	Jeff Davis/Jefferson	H	11/21/2015	97	90	71.7	3.7	2.61	23628	877
DANNY BELL*	Morgan	H	11/7/2015	273	90	75.9	3.8	2.58	26221	1000
R & D DAIRY*	Laurens/Lee	H	10/23/2015	280	92	77.2	4	2.54	26460	992
EBERLY FAMILY FARM*	Burke/Butts	H	10/26/2015	699	87	88	3.6	2.52	24713	928
B&S DAIRY*	Whitfield/Wilcox	H	10/27/2015	758	88	77.5	3.8	2.52	24085	854
TROY YODER	McIntosh/Macon	H	10/29/2015	194	87	74.3	4	2.5	23121	906
PHIL HARVEY #2*	Putnam	H	11/13/2015	1291	88	81.1	3.2	2.45	25743	771
AMERICAN DAIRYCO-GEORGIA,LLC.*	Miller/Mitchell	H	11/4/2015	3930	89	74.8	3.8	2.4	23424	882
DOUG CHAMBERS	Jones	H	10/29/2015	441	88	79.6	3.4	2.35	25202	887
DAVID L MOSS	Morgan	H	11/25/2015	91	87	66.4	4	2.31	20691	816
HORST CREST FARMS	Burke/Butts	H	10/24/2015	178	87	71.8	3.8	2.25	20890	787
WILLIAMS DAIRY	Taliaferro	H	10/8/2015	142	91	69.5	3.7	2.24	23302	845
CECIL DUECK	Jeff Davis/Jefferson	H	11/7/2015	88	91	65.4	3.8	2.22	23384	855
COASTAL PLAIN EXP STATION*	Tift	H	11/14/2015	290	90	70.4	3.7	2.19	25225	903
EARNEST R TURK	Putnam	H	11/24/2015	372	94	60.2	4.2	2.16	21992	841
FRANKS FARM	Burke/Butts	B	11/11/2015	151	88	60.3	4	2.14	17232	689

1Minimum herd or permanent string size of 20 cows. Yearly average calculated after 365 days on test. (Mo.) column indicates month of test. Test day milk, marked with an asterisk (*), indicates herd was milked three times per day (3X). Information in this table is compiled from Dairy Records Management Systems Reports (Raleigh, NC).

Top GA Lows Herds for SCC Score September 2015									
<u>Herd</u>	<u>County</u>	<u>Test Date</u>	<u>Br</u>	<u>Cows</u>	<u>Milk-Rolling</u>	<u>SCC-TD-Average Score</u>	<u>SCC-TD-Weight Average</u>	<u>SCC- Average Score</u>	<u>SCC-Wt.</u>
DANNY BELL	Morgan	9/3/2015	H	295	26095	1.4	107	1.8	139
RUSSELL JOHNSTON	Morgan	8/20/2015	X	84	15247	1.6	149	2.4	216
J.EVERETT WILLIAMS	Morgan	9/7/2015	X	1831	27479	1.7	130	1.7	120
DAVID ADDIS	Wilcox	9/17/2015	H	48	20314	1.9	256	1.4	68
DAVE CLARK	Morgan	8/31/2015	H	1143	29461	1.9	160	1.9	129
VISTA FARM	Jefferson	9/18/2015	H	83	23306	2	229	2	156
SCOTT GLOVER	White	9/10/2015	H	218	26764	2	111	1.9	129
PHIL HARVEY #2	Putnam	9/11/2015	H	1215	25441	2.1	200	2	186
RODGERS' HILLCREST FARMS INC.	McDuffie	9/14/2015	H	430	31660	2.2	174	2.5	230
W.T.MERIWETHER	Morgan	9/8/2015	H	95	18606	2.3	348	2.7	255
BILL DODSON	Putnam	9/21/2015	H	230	22688	2.4	202	2	157
EBERLY FAMILY FARM	Burke/Butts	8/31/2015	H	697	23870	2.5	273	2.7	299
COOL SPRINGS DAIRY	Laurens	8/17/2015	H	222	25295	2.5	284	1.6	133
R & D DAIRY	Laurens	9/16/2015	H	274	26684	2.5	186	2.3	223
ALEX MILLICAN	Walker	9/14/2015	H	89		2.6	180	2	147
BOB MOORE DAIRY	Putnam	9/3/2015	H	230	18835	2.6	255	2.7	273
COASTAL PLAIN EXP STATION	Tift	9/21/2015	H	291	25300	2.6	227	2.2	200
CHARLES STRANGE	Morgan	9/18/2015	X	83	11505	2.7	265	2.9	255
FRANKS FARM	Burke	9/1/2015	B	156	16729	2.7	164	3	242
EUGENE KING	Macon	9/25/2015	H	126	18318	2.7	220	2.5	241

1Minimum herd or permanent string size of 20 cows. Yearly average calculated after 365 days on test. (Mo.) column indicates month of test. Test day milk, marked with an asterisk (*), indicates herd was milked three times per day (3X). Information in this table is compiled from Dairy Records Management Systems Reports (Raleigh, NC).

Top GA Lows Herds for SCC Score – October 2015									
<u>Herd</u>	<u>County</u>	<u>Test Date</u>	<u>Br.</u>	<u>Cows</u>	<u>Milk-Rolling</u>	<u>SCC-TD-Average Score</u>	<u>SCC-TD-Weight Average</u>	<u>SCC- Average Score</u>	<u>SCC-Wt.</u>
DAVID ADDIS	Whitfield/Wilcox	10/22/2015	H	50	20726	1.7	237	1.4	83
J.EVERETT WILLIAMS	Morgan	10/5/2015	X	1861	27400	1.7	120	1.7	120
DANNY BELL	Morgan	10/1/2015	H	283	26258	1.9	168	1.8	141
BILL DODSON	Putnam	10/26/2015	H	230	22621	2.1	118	2	156
PHIL HARVEY #2	Putnam	9/11/2015	H	1215	25441	2.1	200	2	186
DAVE CLARK	Morgan	9/28/2015	H	1171	29645	2.1	161	1.9	132
FRANKS FARM	Burke/Butts	10/12/2015	B	145	16978	2.3	102	2.9	220
BERRY COLLEGE DAIRY	Fayette/Floyd	10/19/2015	J	33	16210	2.4	120	1.9	87
LEE WHITAKER	Lumpkin/McDuffie	10/9/2015	H	268	20724	2.4	131	2.5	231
R & D DAIRY	Laurens/Lee	10/23/2015	H	280	26460	2.4	220	2.3	221
ALEX MILLICAN	Walker	10/8/2015	H	84		2.5	146	2.1	147
EBERLY FAMILY FARM	Burke/Butts	10/26/2015	H	699	24713	2.5	210	2.6	271
COASTAL PLAIN EXP STATION	Tift	10/15/2015	H	280	25333	2.5	214	2.2	198
RODGERS' HILLCREST FARMS INC.	Lumpkin/McDuffie	10/19/2015	H	429	31476	2.5	211	2.5	227
CHAD DAVIS	Putnam	10/21/2015	H	333	22505	2.6	166	2.6	293
IRVIN R YODER	McIntosh/Macon	10/14/2015	H	148	24022	2.6	182	2.3	182
CHARLES STRANGE	Morgan	9/18/2015	X	83	11505	2.7	265	2.9	255
CLARK DELOACH	Putnam	10/22/2015	X	104	16052	2.7	221	3.4	348
TROY YODER	McIntosh/Macon	8/31/2015	H	182	22636	2.7	176	2.6	200
DAN DURHAM	Grady/Greene	9/24/2015	X	125	17490	2.8	189	2.3	157
PHIL HARVEY	Jasper	9/17/2015	H	385	19192	2.8	280	2.9	305
WILLIAMS DAIRY	Taliaferro	10/8/2015	H	142	23302	2.8	247	2.5	218
DOUG CHAMBERS	Jones	9/24/2015	H	423	25061	2.8	263	2.7	254

1Minimum herd or permanent string size of 20 cows. Yearly average calculated after 365 days on test. (Mo.) column indicates month of test. Test day milk, marked with an asterisk (*), indicates herd was milked three times per day (3X). Information in this table is compiled from Dairy Records Management Systems Reports (Raleigh, NC).

Top GA Lows Herds for SCC Score – November 2015									
<u>Herd</u>	<u>County</u>	<u>Test Date</u>	<u>Br.</u>	<u>Cows</u>	<u>Milk-Rolling</u>	<u>SCC-TD-Average Score</u>	<u>SCC-TD-Weight Average</u>	<u>SCC- Average Score</u>	<u>SCC-Wt.</u>
DAVID ADDIS	Whitfield/Wilcox	11/16/2015	H	48	20846	1.5	47	1.3	76
J.EVERETT WILLIAMS*	Morgan	11/9/2015	X	1799	27136	1.6	108	1.7	121
DANNY BELL*	Morgan	11/7/2015	H	273	26221	2	127	1.8	137
DAVE CLARK*	Morgan	11/2/2015	H	1193	29806	2	148	1.9	135
TROY YODER	McIntosh/Macon	10/29/2015	H	194	23121	2.3	146	2.5	187
RODGERS' HILLCREST FARMS INC.*	Lumpkin/McDuffie	11/23/2015	H	432	31348	2.3	214	2.4	224
BERRY COLLEGE DAIRY	Fayette/Floyd	10/19/2015	J	33	16210	2.4	120	1.9	87
LEE WHITAKER	Lumpkin/McDuffie	11/11/2015	H	260	20678	2.4	197	2.5	226
R & D DAIRY*	Laurens/Lee	10/23/2015	H	280	26460	2.4	220	2.3	221
SCOTT GLOVER*	Wheeler/White	11/13/2015	H	223	27365	2.4	137	2.1	130
JEFF WOOTEN	Putnam	11/3/2015	H	290	17633	2.5	244	3.2	276
KEN STEWART	Grady/Greene	10/29/2015	H	184	18992	2.5	306	3.2	403
BILL DODSON	Putnam	11/23/2015	H	229	22530	2.5	186	2	161
EBERLY FAMILY FARM*	Burke/Butts	10/26/2015	H	699	24713	2.5	210	2.6	271
CHAD DAVIS	Putnam	10/21/2015	H	333	22505	2.6	166	2.6	293
VISTA FARM	Jeff Davis/Jefferson	11/21/2015	H	97	23628	2.6	327	2.1	187
IRVIN R YODER	McIntosh/Macon	10/14/2015	H	148	24022	2.6	182	2.3	182
PHIL HARVEY #2*	Putnam	11/13/2015	H	1291	25743	2.6	249	2.2	207
CLARK DELOACH	Putnam	10/22/2015	X	104	16052	2.7	221	3.4	348
FRANKS FARM	Burke/Butts	11/11/2015	B	151	17232	2.7	209	2.9	219
RAY WARD DAIRY	Putnam	11/16/2015	H	150	23256	2.7	302	2.6	272
DOUG CHAMBERS	Jones	10/29/2015	H	441	25202	2.7	266	2.6	253

1Minimum herd or permanent string size of 20 cows. Yearly average calculated after 365 days on test. (Mo.) column indicates month of test. Test day milk, marked with an asterisk (*), indicates herd was milked three times per day (3X). Information in this table is compiled from Dairy Records Management Systems Reports (Raleigh, NC)

Cooperative Extension Services
Department of Animal & Dairy Science
University of Georgia
Athens, GA 30602

Dairyfax Newsletter Enclosed